

C. What is the maximum height of the javelin? When?

Axis of symmetry  $x=2$

$$-\frac{64}{2(-16)} = \frac{64}{32} = 2$$

2) Vertex

$$f(2) = -16(2)^2 + 64(2) + 6$$

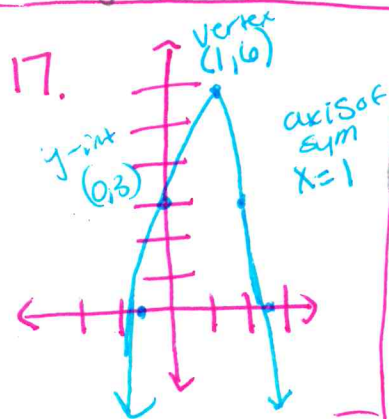
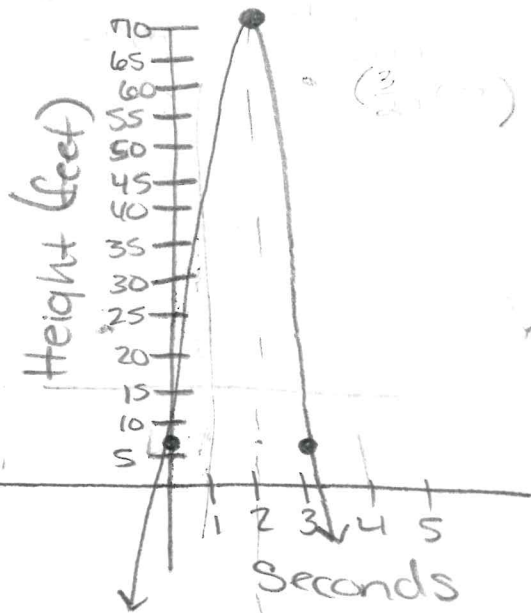
$$f(2) = -16 \cdot 4 + 128 + 6$$

$$f(2) = -64 + 128 + 6$$

$$f(2) = 70 \quad (2, 70)$$

its a max

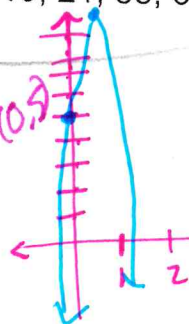
3) y-intercept  $(0, 6)$



Day 2 Homework

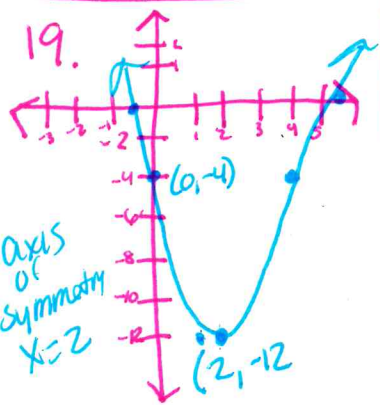
Page 549 #17, 19, 21, 58, 69, 71,

21. a) graph  
b) 5 ft  
c) 9 ft

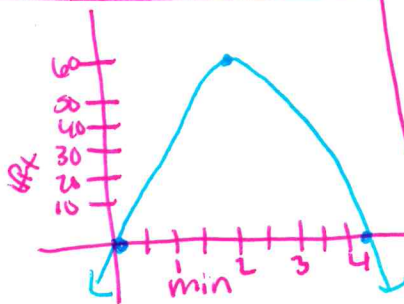


B) The javelin was thrown from 6 feet high

C) The javelin hit its max of 70 feet in 2 seconds.



- 58 a)  
b)  $\approx 68$  ft  
c) 4 min



69. Jade is correct the line of symmetry for both is  $x=2$

