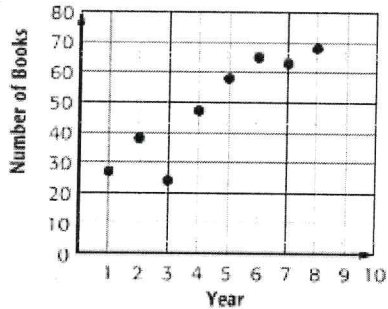


10-3C
 Homework: pg 6/6 3, 4, 5, 6, 7, 10, 13
 10-3C

3.

Book Donations

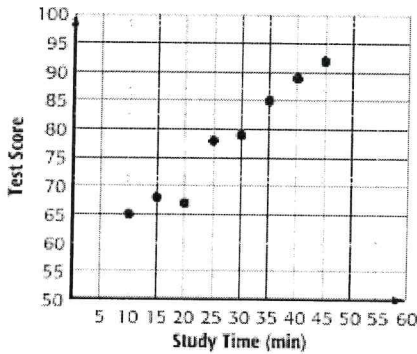


4. as the number of weeks of experience increases, the keyboarding speed increases. Therefore, the scatter plot shows a positive relationship.

5. The time does not depend on the show size. Therefore, the scatter plot shows no relationship.

6a.

Test Scores

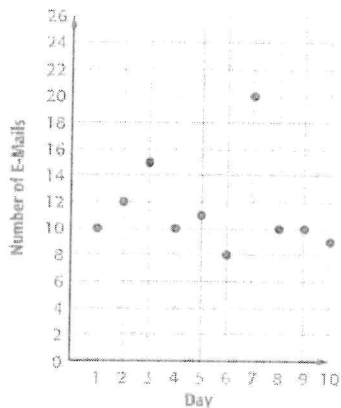


6b. As the Study time increases, the test scores improve. A positive relationship exists between the study time and the test score.

6c. about 98

7a.

Junk E-Mail



7b. the day does not affect the number of emails received. So the scatter plot shows no relationship

7c. since no relationship, you cannot predict the number of emails received on day 15.

10. Positive
 13.a- negative relationship